

Generell informasjon

Feltnavn	YTTERGRYTA
Faktakart i nytt vindu	lenke
Dagens status	Shut down
Funnbrønnbane	6507/11-8
Funnår	2007
Hovedområde	Norwegian Sea
Hovedforsyningsbase	
NPDID for felt	4973114

Bilde**Funn inkludert**

Funn navn
6507/11-8

Aktivitets status - historie

Status	Status fra	Status til
Shut down	29.06.2013	
Producing	05.01.2009	28.06.2013
Approved for production	21.05.2008	04.01.2009

Ligger i

Blokk navn	Utv. tillatelse
6507/11	062
6507/11	263 C

Eier - nåværende

Type eier	Eier navn
PRODUCTION LICENSE	062

Operatørskap - nåværende

Navn, selskap
Equinor Energy AS

Rettighetshaver - nåværende



ODs Faktasider

Felt

Utskriftstidspunkt: 22.1.2021 - 13:42

Navn, selskap	Nasjonskode	Selskapets andel [%]
Equinor Energy AS	NO	45.750000
Total E&P Norge AS	NO	24.500000
Petoro AS	NO	19.950000
Vår Energi AS	NO	9.800000

ODs estimat for reserver (norsk andel)

Gyldighetsdato: 31.12.2019

Oppr. utvinnbar olje [mill Sm ³]	Oppr. utvinnbar gass [mrd Sm ³]	Oppr. utvinnbar NGL [mill tonn]	Oppr. utvinnbar kondensat [mill Sm ³]	Oppr. utvinnbar ekv. [mill Sm ³ o.e]
0.29	2.22	0.41	0.00	3.29

Gjenv. olje [mill Sm ³]	Gjenv. gass [mrd Sm ³]	Gjenv. NGL [mill tonn]	Gjenv. kondensat [mill Sm ³]	Gjenv. olje ekv. [mill Sm ³ o.e]
0.00	0.00	0.00	0.00	0.00

Oppr. tilst. olje [mill Sm ³]	Oppr. tilst. ass. væske [mill Sm ³]	Oppr. tilst. ass. gass [mrd Sm ³]	Oppr. tilst. fri gass [mrd Sm ³]
0.00	1.00	0.00	7.39

Beskrivelse

Type	Tekst	Dato oppdatert
Utbygging	Yttergryta ligger i Norskehavet, 33 kilometer øst for Åsgard B-innretningen. Vanndybden er 300 meter. Yttergryta ble påvist i 2007, og plan for utbygging og drift (PUD) ble godkjent i 2008. Feltet ble bygd ut med en havbunnsinnretning knyttet til Åsgard B-innretningen via Midgard X-havbunnsramme. Produksjonen startet i 2009.	25.04.2019
Reservoar	Yttergryta produserte gass fra sandstein av mellomjura alder i Fangstgruppen. Reservoaret ligger på 2400-2500 meters dyp.	26.02.2020
Utvinning	Feltet ble produsert med trykkavlastning.	16.03.2018
Transport	Gassen ble transportert til havbunnsrammen Midgard X, og videre til Åsgard B-innretningen for prosessering. Gassen fra Yttergryta hadde lavt CO ₂ -innhold, og var derfor god blandegass for Åsgard Transport System (ÅTS).	25.04.2019
Status	Produksjonen ble avsluttet i 2011 på grunn av vanngjennombrudd i gassproduksjonsbrønnen. Et forsøk på å starte produksjonen igjen i 2012 var ikke vellykket, og feltet ble nedstengt. Innretningen på Yttergryta er nå koblet fra Midgard X-rammen og skal disponeres samtidig med innretningene på Åsgard.	11.02.2020

**Investeringer (forventede)****Investeringer (historisk)**

	Investeringer [mill NOK løpende kroner]
Sum	1450
2019	0
2018	0
2017	0
2016	0
2015	0
2014	0
2013	0
2012	-1
2011	2
2010	-9
2009	79
2008	1078
2007	249
2006	52

Produksjon , salgbar

	Måned	Netto - olje [mill Sm ³]	Netto - gass [mrd Sm ³]	Netto - kondensat [mill Sm ³]	Netto - NGL [mill Sm ³]	Netto - oljeekvivalenter [mill Sm ³]
Sum		0.293303	1.811502	0.000000	0.685775	2.790580
2016		0.000000	0.000000	0.000000	0.000000	0.000000
	1	0.000000	0.000000	0.000000	0.000000	0.000000
2015		0.000000	0.000000	0.000000	0.000000	0.000000
	1	0.000000	0.000000	0.000000	0.000000	0.000000
	2	0.000000	0.000000	0.000000	0.000000	0.000000
	3	0.000000	0.000000	0.000000	0.000000	0.000000
	4	0.000000	0.000000	0.000000	0.000000	0.000000
	5	0.000000	0.000000	0.000000	0.000000	0.000000
	6	0.000000	0.000000	0.000000	0.000000	0.000000
2014		0.000000	0.130012	0.000000	0.048340	0.178352
	1	0.000000	0.045146	0.000000	0.016825	0.061971
	2	0.000000	0.040192	0.000000	0.015069	0.055261
	3	0.000000	0.044674	0.000000	0.016446	0.061120
	4	0.000000	0.000000	0.000000	0.000000	0.000000
	5	0.000000	0.000000	0.000000	0.000000	0.000000
	6	0.000000	0.000000	0.000000	0.000000	0.000000
	7	0.000000	0.000000	0.000000	0.000000	0.000000



ODs Faktasider

Felt

Utskriftstidspunkt: 22.1.2021 - 13:42

2014	8	0.000000	0.000000	0.000000	0.000000	0.000000
	9	0.000000	0.000000	0.000000	0.000000	0.000000
	10	0.000000	0.000000	0.000000	0.000000	0.000000
	11	0.000000	0.000000	0.000000	0.000000	0.000000
	12	0.000000	0.000000	0.000000	0.000000	0.000000
2013		0.002832	0.447545	0.000000	0.169459	0.619836
	1	0.000000	0.041821	0.000000	0.017513	0.059334
	2	0.000000	0.000000	0.000000	0.000000	0.000000
	3	0.000000	0.028563	0.000000	0.011051	0.039614
	4	0.000000	0.040942	0.000000	0.014946	0.055888
	5	0.001588	0.042696	0.000000	0.015507	0.059791
	6	0.001244	0.041491	0.000000	0.015054	0.057789
	7	0.000000	0.042306	0.000000	0.016029	0.058335
	8	0.000000	0.042106	0.000000	0.016632	0.058738
	9	0.000000	0.014201	0.000000	0.004844	0.019045
	10	0.000000	0.042197	0.000000	0.017121	0.059318
	11	0.000000	0.049245	0.000000	0.017897	0.067142
12	0.000000	0.061977	0.000000	0.022865	0.084842	
2012		0.000268	0.303097	0.000000	0.119334	0.422699
	1	0.000000	0.027206	0.000000	0.010659	0.037865
	2	0.000263	0.025115	0.000000	0.010221	0.035599
	3	0.000000	0.026106	0.000000	0.010647	0.036753
	4	0.000000	0.026501	0.000000	0.010111	0.036612
	5	0.000000	0.027373	0.000000	0.010223	0.037596
	6	0.000000	0.023649	0.000000	0.009192	0.032841
	7	0.000000	0.027371	0.000000	0.010350	0.037721
	8	0.000000	0.027159	0.000000	0.010367	0.037526
	9	0.000000	0.026527	0.000000	0.010090	0.036617
	10	0.000005	0.027066	0.000000	0.011168	0.038239
	11	0.000000	0.025978	0.000000	0.010960	0.036938
12	0.000000	0.013046	0.000000	0.005346	0.018392	
2011		0.055191	0.317130	0.000000	0.122721	0.495042
	1	0.010800	0.027480	0.000000	0.010158	0.048438
	2	0.009408	0.024937	0.000000	0.009136	0.043481
	3	0.010346	0.027470	0.000000	0.010060	0.047876
	4	0.009475	0.024421	0.000000	0.009016	0.042912
	5	0.010369	0.027460	0.000000	0.010881	0.048710
	6	0.000006	0.026247	0.000000	0.010202	0.036455
	7	0.000000	0.027039	0.000000	0.010911	0.037950
	8	0.000000	0.027211	0.000000	0.010772	0.037983
	9	0.001679	0.026083	0.000000	0.010399	0.038161
	10	0.003050	0.027137	0.000000	0.010934	0.041121
11	0.000000	0.026153	0.000000	0.010562	0.036715	



ODs Faktasider

Felt

Utskriftstidspunkt: 22.1.2021 - 13:42

2011	12	0.000058	0.025492	0.000000	0.009690	0.035240
2010		0.117772	0.312358	0.000000	0.115189	0.545319
	1	0.008707	0.027607	0.000000	0.009857	0.046171
	2	0.005670	0.024530	0.000000	0.009206	0.039406
	3	0.011547	0.027479	0.000000	0.010150	0.049176
	4	0.011783	0.026480	0.000000	0.009917	0.048180
	5	0.010759	0.027339	0.000000	0.010192	0.048290
	6	0.011112	0.026509	0.000000	0.009900	0.047521
	7	0.010691	0.027513	0.000000	0.010207	0.048411
	8	0.006283	0.015420	0.000000	0.005457	0.027160
	9	0.007849	0.018595	0.000000	0.006668	0.033112
	10	0.011598	0.027389	0.000000	0.010233	0.049220
	11	0.010740	0.026646	0.000000	0.009767	0.047153
12	0.011033	0.036851	0.000000	0.013635	0.061519	
2009		0.117240	0.301360	0.000000	0.110732	0.529332
	1	0.009086	0.021690	0.000000	0.008596	0.039372
	2	0.010916	0.023374	0.000000	0.009080	0.043370
	3	0.009915	0.026078	0.000000	0.009534	0.045527
	4	0.012057	0.025268	0.000000	0.009344	0.046669
	5	0.010412	0.026331	0.000000	0.009752	0.046495
	6	0.010435	0.025340	0.000000	0.009229	0.045004
	7	0.010398	0.026335	0.000000	0.009337	0.046070
	8	0.010732	0.026248	0.000000	0.009710	0.046690
	9	0.009970	0.025708	0.000000	0.008816	0.044494
	10	0.006141	0.026259	0.000000	0.009301	0.041701
	11	0.005862	0.025731	0.000000	0.009491	0.041084
12	0.011316	0.022998	0.000000	0.008542	0.042856	

Produksjon , sum brønnbaner

	Måned	Brutto -olje [mill Sm3]	Brutto - gass [mrd Sm3]	Brutto - kondensat [mill Sm3]	Brutto - oljeekvivalenter [mill Sm3]
Sum		0.000000	2.571008	0.293218	2.864226
2016		0.000000	0.000000	0.000000	0.000000
	1	0.000000	0.000000	0.000000	0.000000
2015		0.000000	0.000000	0.000000	0.000000
	1	0.000000	0.000000	0.000000	0.000000
	2	0.000000	0.000000	0.000000	0.000000
	3	0.000000	0.000000	0.000000	0.000000
	4	0.000000	0.000000	0.000000	0.000000
	5	0.000000	0.000000	0.000000	0.000000
	6	0.000000	0.000000	0.000000	0.000000
2014		0.000000	0.000000	0.000000	0.000000
	1	0.000000	0.000000	0.000000	0.000000



ODs Faktasider

Felt

Utskriftstidspunkt: 22.1.2021 - 13:42

2014	2	0.000000	0.000000	0.000000	0.000000
	3	0.000000	0.000000	0.000000	0.000000
	4	0.000000	0.000000	0.000000	0.000000
	5	0.000000	0.000000	0.000000	0.000000
	6	0.000000	0.000000	0.000000	0.000000
	7	0.000000	0.000000	0.000000	0.000000
	8	0.000000	0.000000	0.000000	0.000000
	9	0.000000	0.000000	0.000000	0.000000
	10	0.000000	0.000000	0.000000	0.000000
	11	0.000000	0.000000	0.000000	0.000000
	12	0.000000	0.000000	0.000000	0.000000
	2013		0.000000	0.025293	0.002832
1		0.000000	0.000000	0.000000	0.000000
2		0.000000	0.000000	0.000000	0.000000
3		0.000000	0.000000	0.000000	0.000000
4		0.000000	0.000000	0.000000	0.000000
5		0.000000	0.014433	0.001588	0.016021
6		0.000000	0.010860	0.001244	0.012104
7		0.000000	0.000000	0.000000	0.000000
8		0.000000	0.000000	0.000000	0.000000
9		0.000000	0.000000	0.000000	0.000000
10		0.000000	0.000000	0.000000	0.000000
11		0.000000	0.000000	0.000000	0.000000
12		0.000000	0.000000	0.000000	0.000000
2012		0.000000	0.002392	0.000266	0.002658
	1	0.000000	0.000000	0.000000	0.000000
	2	0.000000	0.002344	0.000261	0.002605
	3	0.000000	0.000000	0.000000	0.000000
	4	0.000000	0.000000	0.000000	0.000000
	5	0.000000	0.000000	0.000000	0.000000
	6	0.000000	0.000000	0.000000	0.000000
	7	0.000000	0.000000	0.000000	0.000000
	8	0.000000	0.000000	0.000000	0.000000
	9	0.000000	0.000000	0.000000	0.000000
	10	0.000000	0.000048	0.000005	0.000053
	11	0.000000	0.000000	0.000000	0.000000
	12	0.000000	0.000000	0.000000	0.000000
2011		0.000000	0.495923	0.055193	0.551116
	1	0.000000	0.097182	0.010800	0.107982
	2	0.000000	0.084676	0.009408	0.094084
	3	0.000000	0.092350	0.010346	0.102696
	4	0.000000	0.085274	0.009475	0.094749
	5	0.000000	0.093403	0.010370	0.103773



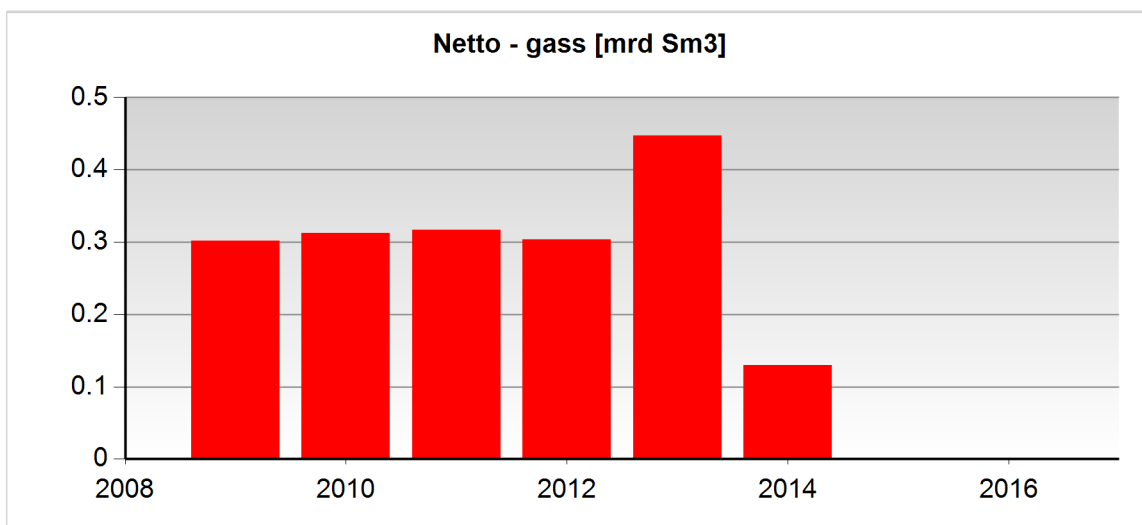
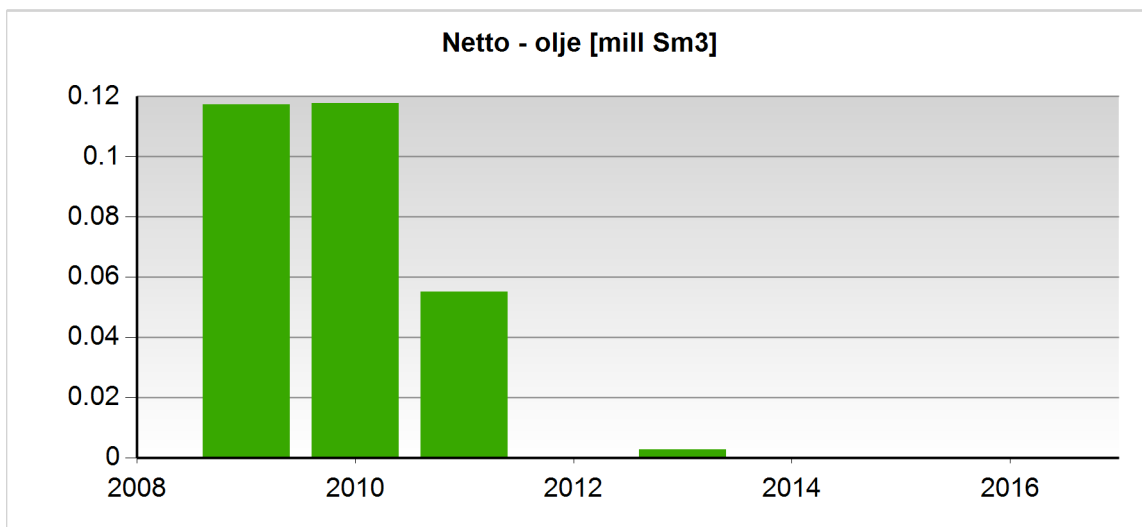
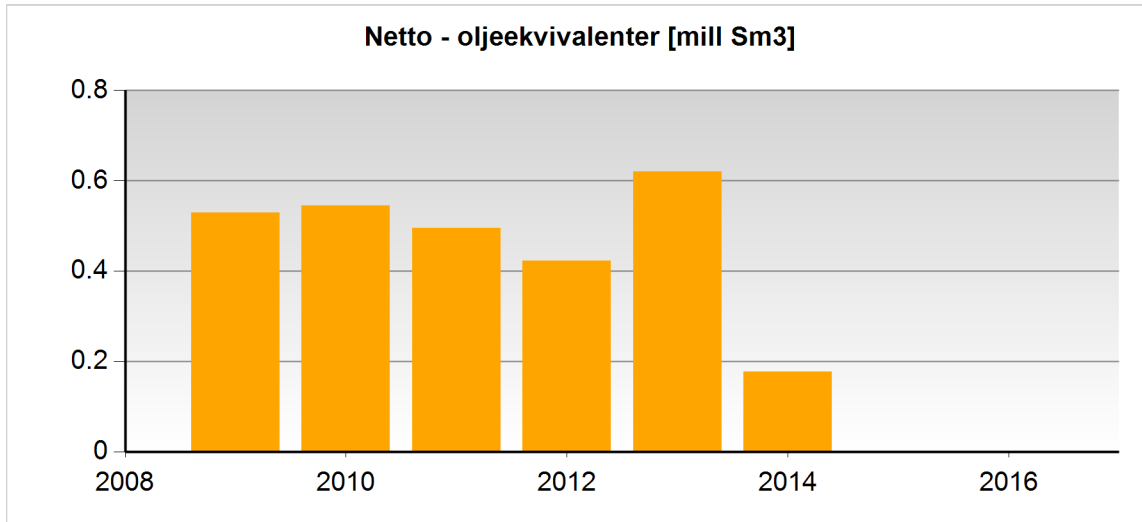
ODs Faktasider

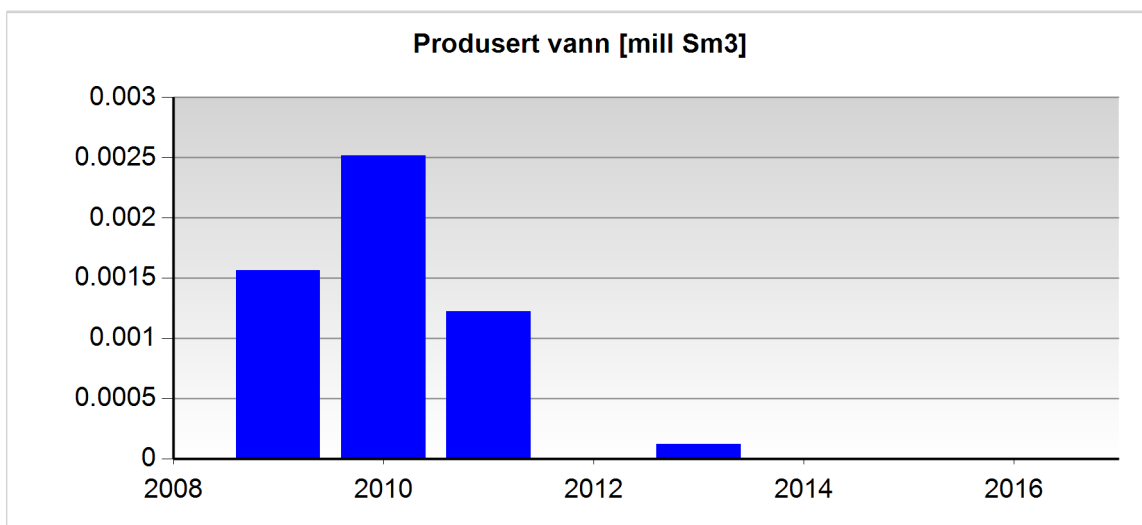
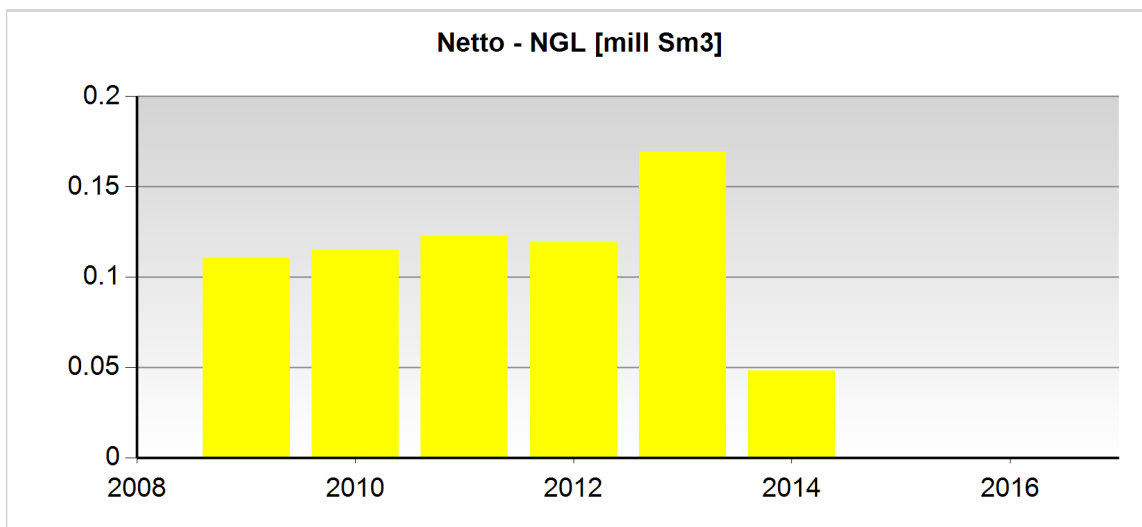
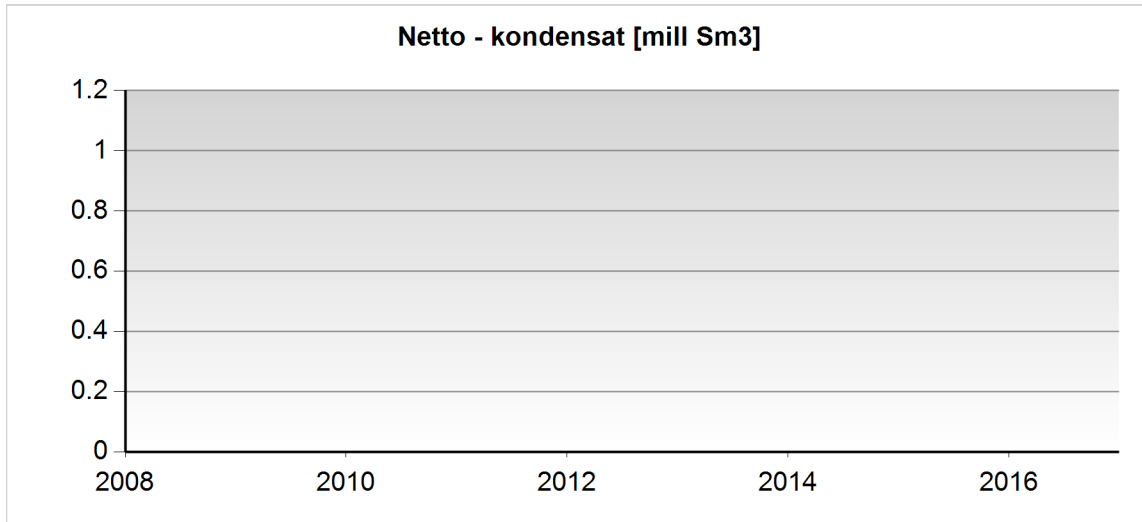
Felt

Utskriftstidspunkt: 22.1.2021 - 13:42

2011	6	0.000000	0.000054	0.000006	0.000060
	7	0.000000	0.000000	0.000000	0.000000
	8	0.000000	0.000000	0.000000	0.000000
	9	0.000000	0.015073	0.001680	0.016753
	10	0.000000	0.027385	0.003050	0.030435
	11	0.000000	0.000000	0.000000	0.000000
	12	0.000000	0.000526	0.000058	0.000584
2010		0.000000	1.037841	0.116155	1.153996
	1	0.000000	0.072929	0.008182	0.081111
	2	0.000000	0.050519	0.005670	0.056189
	3	0.000000	0.098475	0.011087	0.109562
	4	0.000000	0.094501	0.010629	0.105130
	5	0.000000	0.098790	0.011013	0.109803
	6	0.000000	0.099968	0.011112	0.111080
	7	0.000000	0.099320	0.010958	0.110278
	8	0.000000	0.055347	0.006283	0.061630
	9	0.000000	0.070817	0.007849	0.078666
	10	0.000000	0.102776	0.011599	0.114375
	11	0.000000	0.096123	0.010740	0.106863
	12	0.000000	0.098276	0.011033	0.109309
2009		0.000000	1.009559	0.118772	1.128331
	1	0.000000	0.082844	0.010118	0.092962
	2	0.000000	0.091113	0.011080	0.102193
	3	0.000000	0.083786	0.009915	0.093701
	4	0.000000	0.101981	0.012058	0.114039
	5	0.000000	0.088135	0.010412	0.098547
	6	0.000000	0.088040	0.010435	0.098475
	7	0.000000	0.088313	0.010446	0.098759
	8	0.000000	0.093409	0.010733	0.104142
	9	0.000000	0.086779	0.009977	0.096756
	10	0.000000	0.053693	0.006188	0.059881
	11	0.000000	0.052859	0.006094	0.058953
	12	0.000000	0.098607	0.011316	0.109923

Produksjon - diagrammer





Eventuell vann produksjon er kun tilgjengelig etter 1.1.2000

Brønnbaner - leting



ODs Faktasider

Felt

Utskriftstidspunkt: 22.1.2021 - 13:42

OLJEDIREKTORATET

Brønnbane navn	Borestart	Boreslutt	Formål	Status	Innhold
6507/11-8	31.05.2007	03.07.2007	WILDCAT	PLUGGED	GAS

Brønnbaner - utvinning

Brønnbane navn	Borestart	Boreslutt	Formål	Innhold
6507/11-V-1 H	02.10.2008	08.10.2008	PRODUCTION	GAS/CONDENSATE

Brønnbaner - andre

Brønnbane navn	Borestart	Boreslutt	Formål	Status
----------------	-----------	-----------	--------	--------